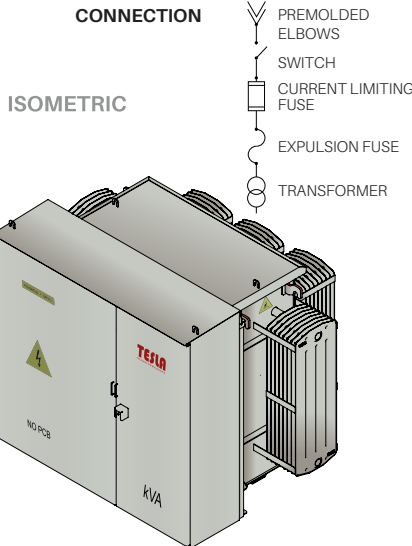
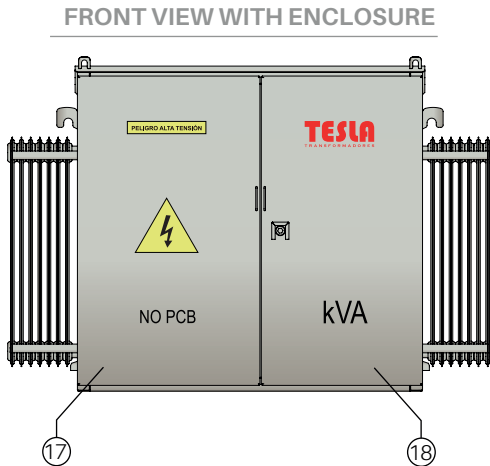
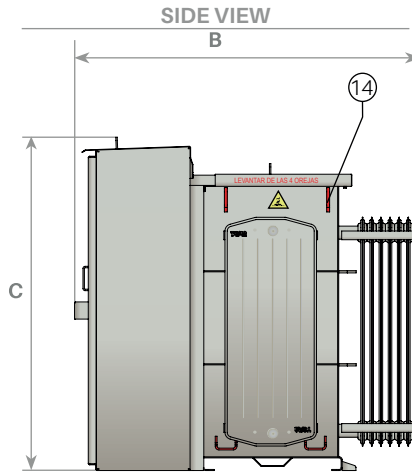
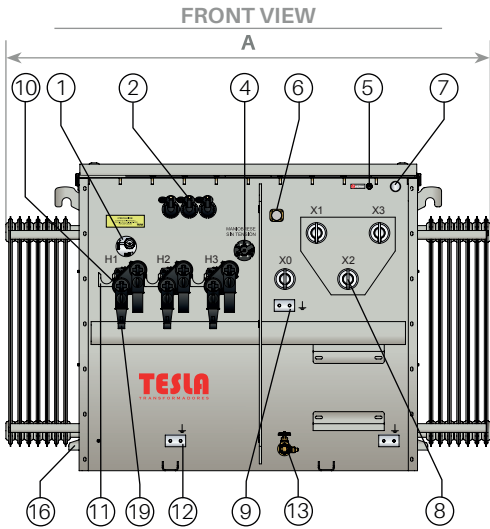


THREE-PHASE RADIAL PEDESTAL TYPE TRANSFORMER SERIES 15/1.2kV ACCORDING TO IEEE STANDARD C57.12.34 AND NTC 3997 (LOAD BREAK - EXPULSION FUSE PROTECTION AND CURRENT LIMITING FUSE).

Note: the designs are legal property of Nacional de Transformadores S.A.S. - Tesla Transformers due to its registered trademark. The total or partial use of Tesla Transformers' design is prohibited without prior authorization from Nacional de Transformadores S.A.S.



| | |
|-----------------------|--|
| Rated voltage (kV) | 15 / 1,2 |
| Primary voltage (V) | 13800 / 13200 11400 |
| Voltage Secondary (V) | Up to 800 |
| Phases | 3 |
| Installation | Outdoor |
| Frequency (Hz) | 60 |
| Vectorial group | Dyn- |
| Tap changer | (+1-3) x 2,5 % or (+2-2) x 2,5% On request |
| Temperature rise (°C) | 65 |
| BIL (kV) | 95 / 30 |
| Cooling | ONAN / KNAN |
| Insulation class | Ao |
| Insulating liquid | Oil Mineral / Vegetable |

Constituent parts

- 1 On-Off Switch.
- 2 Expulsion fuse holder assembly.
- 3 Current limiting fuse (internal).
- 4 Voltage-free bypass switch.
- 5 Overpressure relief valve.
- 6 Oil level.
- 7 Filling device.
- 8 Low voltage terminals.
- 9 Neutral grounding terminal.
- 10 Premolded type high voltage terminals.
- 11 Parking support.
- 12 Terminal for grounding.
- 13 Recirculation and drainage valve.
- 14 Lifting device.
- 15 Nameplate (internally).
- 16 Crawling device.
- 17 Primary gate (high voltage).
- 18 Secondary gate (low voltage).
- 19 Surge arresters 15 kV (at customer request).
- 20 Live front porcelain type terminals (at customer request).

| POWER (kVA) | A(mm) | B(mm) | C(mm) | WEIGHT (kg) | OIL (L) | IMPEDANCE AT 85°C (%) | SHORT CIRCUIT DURATION (s) | SYMMETRICAL ICC (kA) | LOAD LOSSES AT 85°C Pk(W) | NO-LOAD LOSSES Po(W) | EFFICIENCY 55°C (*) (%) | SOUND PRESSURE POWER (***) (dB) |
|-------------|-------|-------|-------|-------------|---------|-----------------------|----------------------------|----------------------|---------------------------|----------------------|-------------------------|---------------------------------|
| 30 | 1300 | 1100 | 1140 | 540 | 170 | 3 | 1,13 | 33,3 | 515 | 135 | 98,35 | 48 |
| 45 | 1300 | 1100 | 1140 | 620 | 250 | 3 | 1,13 | 33,3 | 710 | 180 | 98,50 | 48 |
| 75 | 1300 | 1100 | 1140 | 690 | 290 | 3,5 | 1,53 | 28,6 | 1090 | 265 | 98,65 | 51 |
| 112,5 | 1300 | 1100 | 1200 | 730 | 300 | 3,5 | 1,53 | 28,6 | 1540 | 365 | 98,74 | 55 |
| 150 | 1300 | 1280 | 1240 | 930 | 350 | 4 | 2 | 25 | 1960 | 450 | 98,82 | 55 |
| 225 | 1400 | 1380 | 1280 | 1140 | 450 | 4 | 2 | 25 | 2890 | 615 | 98,88 | 55 |
| 300 | 1400 | 1390 | 1300 | 1360 | 510 | 4,5 | 2 | 22,2 | 3675 | 765 | 98,94 | 55 |
| 400 | 1400 | 1460 | 1400 | 1580 | 580 | 4,5 | 2 | 22,2 | 4730 | 930 | 99,01 | 56 |
| 500 | 1400 | 1490 | 1470 | 1870 | 640 | 5 | 2 | 20 | 5780 | 1090 | 99,05 | 56 |
| 630 | 1920 | 1520 | 1520 | 2280 | 740 | 5 | 2 | 20 | 7140 | 1285 | 99,08 | 57 |
| 800 | 2200 | 1650 | 1520 | 2790 | 900 | 5 | 2 | 20 | 8900 | 1520 | 99,12 | 58 |
| 1000 | 2310 | 1690 | 1580 | 3300 | 1090 | 5 | 2 | 20 | 11100 | 1780 | 99,15 | 58 |
| 1250 | 2430 | 1730 | 1630 | 3810 | 1150 | 6 | 2 | 16,7 | 13500 | 2090 | 99,18 | 60 |
| 1600 | 2540 | 1770 | 1690 | 4320 | 1280 | 6 | 2 | 16,7 | 16700 | 2520 | 99,22 | 61 |
| 2000 | 2650 | 1810 | 1760 | 4830 | 1720 | 6 | 2 | 16,7 | 20400 | 3010 | 99,24 | 61 |

(*) Efficiency levels calculated at reference temperature of 55°C, with load factor of 50% and power factor = 1 (the calculated efficiency is in accordance with the losses established in the NTC 819 fifth update standard).

(*) Above the guaranteed efficiency value, the specified no-load or winding losses are a reference and these may vary depending on the voltage and current characteristics of the transformer.

(**) NTC 5978 sound pressure level.

(***) Number of perforations in LV terminals according to manufacturing standard and reference standard (NTC 3997).

Notes.

- Due to changes in technology and manufacturing methods, dimensions may change without prior notice, tolerances ± 10%.
- Additional accessories such as DPS, oil thermometer, contact overpressure valve, magnetic level, winding thermometer, are quoted at the customer's request at additional cost, winding thermometer, are quoted at the customer's request with additional cost.
- For voltages 7620-4160-2400 V the series voltage and the BIL change, consult the factory.
- Vegetable oil generates additional cost.
- The measurements are approximate for final plans consult the factory.
- For different or higher powers, they are manufactured to order, consult the factory.